

## Output remains muted on comfortable inventories

Metals &amp; Mining ▶ Company Update ▶ July 01, 2026

CMP (Rs): 435 | TP (Rs): 475

**CIL's Jun-26 production declined 1% YoY to 57mt, reflecting comfortable inventory (14 days vs long-term average of 13). However, inventories have already declined 22% YTD, and we expect production to improve from 2HFY27 as seasonal disruptions recede. We forecast output to increase from 768mt in FY26 to 815/850mt in FY27/28 (~6% CAGR), supported by 6-7% power demand growth, stronger thermal generation and electricity consumption, and tighter seaborne coal markets following Indonesia's production target cut to 600mt for CY26 (790mt in CY25). While rising renewable penetration remains a structural headwind over the long term, we believe near-term demand and supply dynamics remain supportive. We maintain ADD with TP of Rs475.**

**Sufficient inventory level leads to decline in production**

CIL reported June production of 57.4mt (up 2.3% MoM and down ~1% YoY), with the YoY decline caused by lower output from MCL and BCCL. The decline was imminent, given the sufficient number of inventory level days at 14 during Jun-26 vs long-term average inventory days at 13.2. However, notably, the number of inventory days is down ~22% YTD and production should start improving from 2HFY27 onward, post-seasonality impact wearing off. Based on seasonality, this implies annualized production run-rate of 754mt for FY27E (-1.9% YoY). Offtake stood at 65.8mt (down 1.3% MoM and 7.5% YoY), driven by strong dispatches from CCL and ECL, translating into an estimated 783mt for FY27 (up 5.3% YoY) vs 744mt in FY26. Despite the soft start, we expect CIL to ramp up production to 815/850mt in FY27/28 (~6% CAGR), with sufficient headroom and seasonality-led tailwinds supporting a catch-up over remaining-FY27.

**India's power demand scenario**

Electricity generation from thermal sources in India rebounded strongly, rising 12.8% YoY in Jun-26 and 7.5% YoY in FY27 YTD, reversing the 8.1% YoY decline in FY26 YTD and breaking the recent slowdown in thermal power demand. The recovery was supported by robust electricity demand, with peak power demand reaching a record 265GW on 17-Jun-26 (+9% YoY) and power consumption increasing 11.6% YoY amid widespread heatwave conditions. The seasonal demand pickup and potential El Niño impact reinforce our constructive FY27 demand outlook. On the supply front, domestic coal production declined 10% YoY in May-26, impacted by a 12% fall in CIL's output and a 23% decline in SCCL production. Meanwhile, CPP generation increased 3% YoY, raising its share in total coal demand by 266bps YoY to 22.4%. However, the continued rise in renewables (26.7% of the power mix vs 25.0% a year ago) remains a structural headwind to incremental thermal coal demand.

**Production recovery to gather pace; maintain ADD**

Despite softer coal production in Jun-26, we expect CIL to ramp up output, from 768mt in FY26 to 815/850mt in FY27/28 (implying ~6% CAGR), broadly in line with projected 6-7% power demand growth, with additional support from a reduction in Indonesia's coal production target to 600mt in CY26 vs 790mt in CY25. We maintain ADD and TP of Rs475.

Target Price – 12M	Mar-27
<b>Change in TP (%)</b>	-
Current Reco.	ADD
Previous Reco.	ADD
Upside/(Downside) (%)	9.2

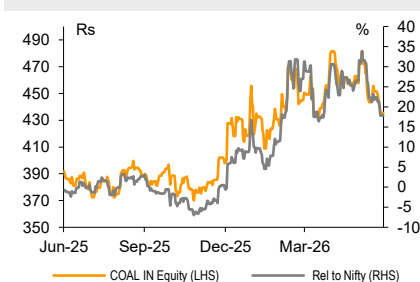
Stock Data	COAL IN
52-week High (Rs)	491
52-week Low (Rs)	369
Shares outstanding (mn)	6,162.7
Market-cap (Rs bn)	2,679
Market-cap (USD mn)	28,130
Net-debt, FY27E (Rs mn)	(439,123.4)
ADTV-3M (mn shares)	13.7
ADTV-3M (Rs mn)	7,118.2
ADTV-3M (USD mn)	74.7
Free float (%)	36.9
Nifty-50	24,005.8
INR/USD	95.2

**Shareholding, Mar-26**

Promoters (%)	63.1
FPIs/MFs (%)	8.4/22.8

**Price Performance**

(%)	1M	3M	12M
Absolute	(8.0)	(3.3)	11.5
Rel. to Nifty	(10.4)	(8.6)	18.7

**1-Year share price trend (Rs)****Coal India: Financial Snapshot (Consolidated)**

Y/E Mar (Rs mn)	FY25	FY26	FY27E	FY28E	FY29E
Revenue	1,791,116	1,804,343	1,924,235	2,081,778	2,209,713
EBITDA	571,393	532,760	575,581	599,824	671,729
Adj. PAT	355,058	310,943	336,831	349,808	397,847
Adj. EPS (Rs)	57.4	50.5	54.7	56.8	64.6
EBITDA margin (%)	31.9	29.5	29.9	28.8	30.4
EBITDA growth (%)	10.3	(6.8)	8.0	4.2	12.0
Adj. EPS growth (%)	(5.5)	(12.1)	8.3	3.9	13.7
RoE (%)	38.0	28.2	26.2	23.7	23.7
RoIC (%)	41.1	35.2	33.9	31.1	31.7
P/E (x)	7.6	8.6	8.0	7.7	6.7
EV/EBITDA (x)	4.5	4.8	4.4	4.2	3.8
P/B (x)	2.6	2.2	1.9	1.7	1.5
FCFF yield (%)	6.4	12.2	7.9	7.8	10.9

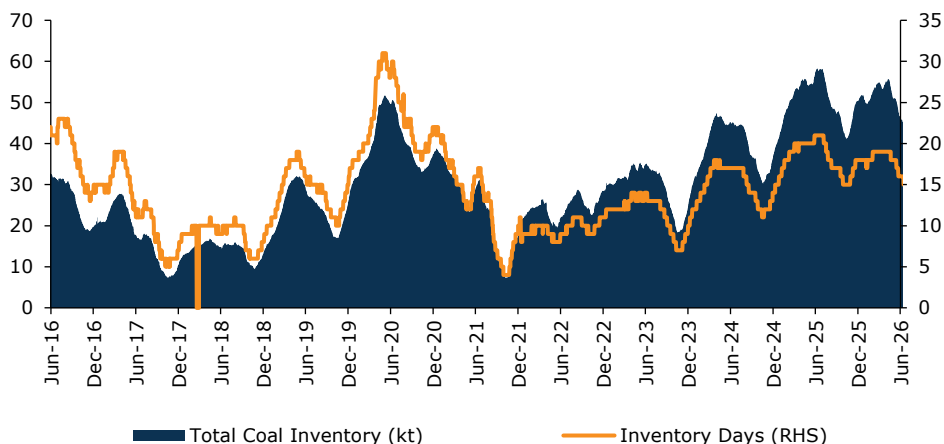
Source: Company, Emkay Research

**Akhilesh Kumar**

akhilesh.kumar@emkayglobal.com

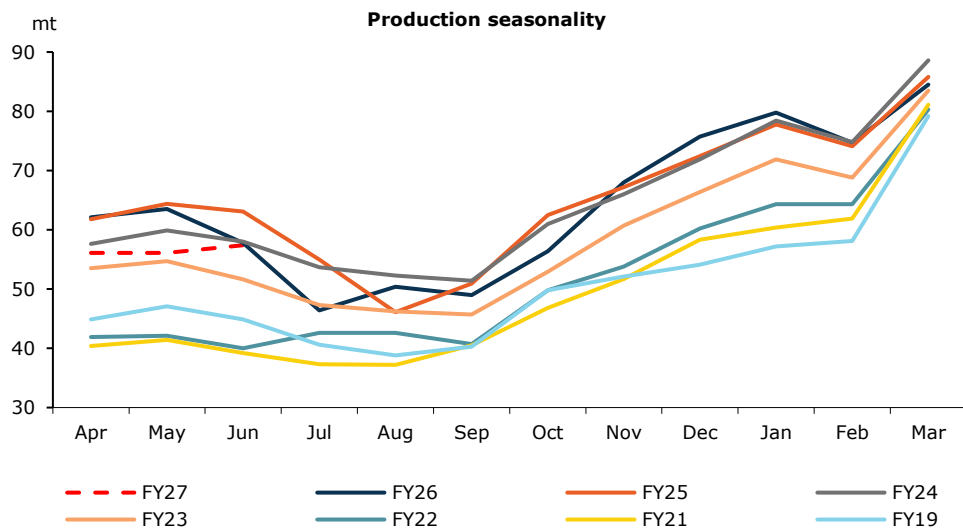
+91-22-66121262

**Exhibit 1: Number of inventory days remain higher that LTA days**



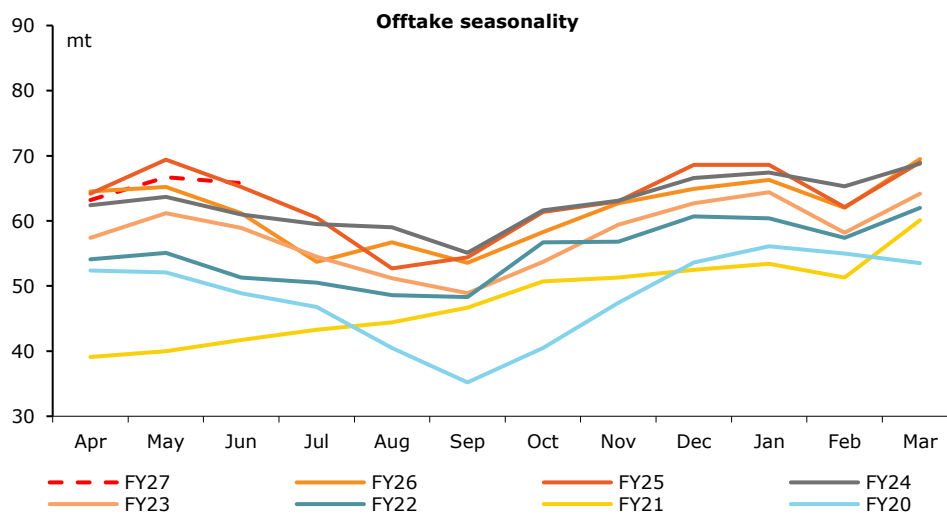
Source: Bloomberg, Emkay Research

**Exhibit 2: Production seasonality suggests uptick in production from 2HFY27 onward**



Source: Company, Emkay Research

**Exhibit 3: Offtake volumes to remain subdued with the onset of a seasonally weak quarter**



Source: Company, Emkay Research

This report is intended for Team White Marquee Solutions (team.emkay@whitemarquesolutions)

## Coal India: Consolidated Financials and Valuations

Profit & Loss					
Y/E Mar (Rs mn)	FY25	FY26	FY27E	FY28E	FY29E
<b>Revenue</b>	<b>1,791,116</b>	<b>1,804,343</b>	<b>1,924,235</b>	<b>2,081,778</b>	<b>2,209,713</b>
Revenue growth (%)	20.5	0.7	6.6	8.2	6.1
<b>EBITDA</b>	<b>571,393</b>	<b>532,760</b>	<b>575,581</b>	<b>599,824</b>	<b>671,729</b>
EBITDA growth (%)	10.3	(6.8)	8.0	4.2	12.0
Depreciation & Amortization	90,922	101,367	107,123	113,994	121,778
<b>EBIT</b>	<b>480,471</b>	<b>431,394</b>	<b>468,458</b>	<b>485,829</b>	<b>549,951</b>
EBIT growth (%)	6.6	(10.2)	8.6	3.7	13.2
Other operating income	583,166	635,543	655,826	704,122	750,133
Other income	-	-	-	-	-
Financial expense	8,837	12,163	19,350	19,419	19,488
<b>PBT</b>	<b>471,634</b>	<b>419,231</b>	<b>449,108</b>	<b>466,410</b>	<b>530,463</b>
Extraordinary items	0	0	0	0	0
Taxes	117,137	108,525	112,277	116,603	132,616
Minority interest	561	237	0	0	0
Income from JV/Associates	-	-	-	-	-
<b>Reported PAT</b>	<b>355,058</b>	<b>310,943</b>	<b>336,831</b>	<b>349,808</b>	<b>397,847</b>
PAT growth (%)	(5.1)	(12.4)	8.3	3.9	13.7
<b>Adjusted PAT</b>	<b>355,058</b>	<b>310,943</b>	<b>336,831</b>	<b>349,808</b>	<b>397,847</b>
<b>Diluted EPS (Rs)</b>	<b>57.4</b>	<b>50.5</b>	<b>54.7</b>	<b>56.8</b>	<b>64.6</b>
Diluted EPS growth (%)	(5.5)	(12.1)	8.3	3.9	13.7
<b>DPS (Rs)</b>	<b>26.2</b>	<b>26.3</b>	<b>24.5</b>	<b>25.5</b>	<b>29.0</b>
<b>Dividend payout (%)</b>	<b>45.7</b>	<b>52.1</b>	<b>44.8</b>	<b>44.9</b>	<b>44.9</b>
EBITDA margin (%)	31.9	29.5	29.9	28.8	30.4
EBIT margin (%)	26.8	23.9	24.3	23.3	24.9
Effective tax rate (%)	24.8	25.9	25.0	25.0	25.0
<b>NOPLAT (pre-IndAS)</b>	<b>361,139</b>	<b>319,720</b>	<b>351,344</b>	<b>364,372</b>	<b>412,463</b>
Shares outstanding (mn)	6,189	6,163	6,163	6,163	6,163

Source: Company, Emkay Research

Cash flows					
Y/E Mar (Rs mn)	FY25	FY26	FY27E	FY28E	FY29E
PBT (ex-other income)	471,634	419,231	449,108	466,410	530,463
Others (non-cash items)	(87,453)	(87,051)	(42,324)	(43,259)	(43,640)
Taxes paid	(116,006)	(45,760)	(112,277)	(116,603)	(132,616)
Change in NWC	(26,972)	81,040	8,611	(14,952)	(10,392)
<b>Operating cash flow</b>	<b>302,369</b>	<b>432,146</b>	<b>402,582</b>	<b>397,856</b>	<b>457,779</b>
Capital expenditure	(138,428)	(120,921)	(200,000)	(200,000)	(180,000)
Acquisition of business	(967)	(8,636)	0	0	0
Interest & dividend income	-	-	-	-	-
<b>Investing cash flow</b>	<b>(111,136)</b>	<b>(339,546)</b>	<b>(200,000)</b>	<b>(200,000)</b>	<b>(180,000)</b>
Equity raised/(repaid)	0	0	0	0	0
Debt raised/(repaid)	32,445	49,134	0	0	0
Payment of lease liabilities	0	0	0	0	0
Interest paid	(3,144)	(5,170)	0	0	0
Dividend paid (incl tax)	(162,385)	(161,971)	(150,987)	(157,150)	(178,719)
Others	-	-	-	-	-
<b>Financing cash flow</b>	<b>(133,085)</b>	<b>(118,007)</b>	<b>(150,987)</b>	<b>(157,150)</b>	<b>(178,719)</b>
Net chg in Cash	58,148	(25,407)	51,595	40,706	99,060
OCF	302,369	432,146	402,582	397,856	457,779
Adj. OCF (w/o NWC chg.)	329,341	351,107	393,970	412,807	468,171
FCFF	163,942	311,225	202,582	197,856	277,779
OCF/EBITDA (%)	52.9	81.1	69.9	66.3	68.1
FCFE/PAT (%)	46.2	100.1	60.1	56.6	69.8
<b>FCFF/NOPLAT (%)</b>	<b>45.4</b>	<b>97.3</b>	<b>57.7</b>	<b>54.3</b>	<b>67.3</b>

Source: Company, Emkay Research

Balance Sheet					
Y/E Mar (Rs mn)	FY25	FY26	FY27E	FY28E	FY29E
Share capital	61,627	61,627	61,627	61,627	61,627
Reserves & Surplus	955,576	1,129,388	1,315,232	1,507,890	1,727,019
<b>Net worth</b>	<b>1,017,203</b>	<b>1,191,016</b>	<b>1,376,860</b>	<b>1,569,518</b>	<b>1,788,646</b>
Minority interests	7,612	19,030	19,030	19,030	19,030
Non-current liab. & prov.	2,573	1,946	1,946	1,946	1,946
<b>Total debt</b>	<b>89,084</b>	<b>138,215</b>	<b>138,215</b>	<b>138,215</b>	<b>138,215</b>
<b>Total liabilities &amp; equity</b>	<b>1,978,744</b>	<b>2,204,337</b>	<b>2,390,181</b>	<b>2,582,839</b>	<b>2,801,967</b>
Net tangible fixed assets	954,563	1,003,218	1,138,420	1,267,684	1,369,547
Net intangible assets	25,799	27,642	27,642	27,642	27,642
Net ROU assets	-	-	-	-	-
Capital WIP	158,886	158,340	158,340	158,340	158,340
Goodwill	-	-	-	-	-
Investments [JV/Associates]	633,309	548,071	555,730	563,466	571,279
<b>Cash &amp; equivalents</b>	<b>342,153</b>	<b>525,744</b>	<b>577,738</b>	<b>618,066</b>	<b>717,104</b>
Current assets (ex-cash)	619,762	729,532	718,327	748,176	765,640
Current Liab. & Prov.	596,841	629,871	627,277	642,173	649,246
<b>NWC (ex-cash)</b>	<b>22,920</b>	<b>99,662</b>	<b>91,050</b>	<b>106,002</b>	<b>116,395</b>
<b>Total assets</b>	<b>1,978,744</b>	<b>2,204,337</b>	<b>2,390,180</b>	<b>2,582,838</b>	<b>2,801,966</b>
Net debt	(253,069)	(387,529)	(439,123)	(479,830)	(578,889)
Capital employed	1,978,744	2,204,337	2,390,181	2,582,839	2,801,967
<b>Invested capital</b>	<b>844,395</b>	<b>972,183</b>	<b>1,098,773</b>	<b>1,242,988</b>	<b>1,355,244</b>
BVPS (Rs)	164.4	193.3	223.4	254.7	290.2
Net Debt/Equity (x)	(0.2)	(0.3)	(0.3)	(0.3)	(0.3)
Net Debt/EBITDA (x)	(0.4)	(0.7)	(0.8)	(0.8)	(0.9)
Interest coverage (x)	54.4	35.5	24.2	25.0	28.2
<b>RoCE (%)</b>	<b>47.2</b>	<b>35.0</b>	<b>32.5</b>	<b>29.8</b>	<b>29.9</b>

Source: Company, Emkay Research

Valuations and key Ratios					
Y/E Mar	FY25	FY26	FY27E	FY28E	FY29E
P/E (x)	7.6	8.6	8.0	7.7	6.7
EV/CE(x)	2.3	1.9	1.7	1.5	1.3
P/B (x)	2.6	2.2	1.9	1.7	1.5
EV/Sales (x)	2.1	2.2	2.0	1.9	1.7
EV/EBITDA (x)	4.5	4.8	4.4	4.2	3.8
EV/EBIT(x)	5.3	5.9	5.4	5.2	4.6
EV/IC (x)	3.0	2.6	2.3	2.1	1.9
FCFF yield (%)	6.4	12.2	7.9	7.8	10.9
FCFE yield (%)	6.1	11.6	7.6	7.4	10.4
Dividend yield (%)	6.0	6.0	5.6	5.9	6.7
<b>DuPont-RoE split</b>					
Net profit margin (%)	19.8	17.2	17.5	16.8	18.0
Total asset turnover (x)	1.0	0.9	0.8	0.8	0.8
Assets/Equity (x)	2.0	1.9	1.8	1.7	1.6
<b>RoE (%)</b>	<b>38.0</b>	<b>28.2</b>	<b>26.2</b>	<b>23.7</b>	<b>23.7</b>
<b>DuPont-RoIC</b>					
NOPLAT margin (%)	20.2	17.7	18.3	17.5	18.7
IC turnover (x)	2.0	2.0	1.9	1.8	1.7
<b>RoIC (%)</b>	<b>41.1</b>	<b>35.2</b>	<b>33.9</b>	<b>31.1</b>	<b>31.7</b>
<b>Operating metrics</b>					
Core NWC days	4.7	20.2	17.3	18.6	19.2
<b>Total NWC days</b>	<b>4.7</b>	<b>20.2</b>	<b>17.3</b>	<b>18.6</b>	<b>19.2</b>
Fixed asset turnover	2.1	1.9	1.8	1.8	1.7
Opex-to-revenue (%)	69.4	72.0	72.2	72.0	69.6

Source: Company, Emkay Research

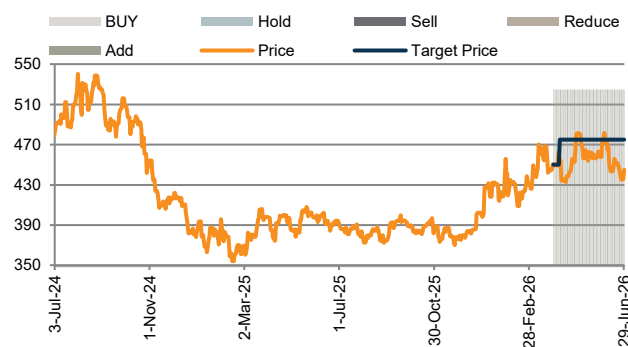
This report is intended for Team White Marque Solutions (team.emkay@whitemarqueresolutions)

**RECOMMENDATION HISTORY - DETAILS**

Date	Closing Price (Rs)	TP (Rs)	Rating	Analyst
16-Jun-26	451	475	Add	Akhilesh Kumar
01-Jun-26	473	475	Add	Akhilesh Kumar
29-May-26	458	475	Add	Akhilesh Kumar
01-May-26	481	475	Add	Akhilesh Kumar
28-Apr-26	467	475	Add	Akhilesh Kumar
08-Apr-26	449	475	Add	Akhilesh Kumar
31-Mar-26	450	450	Add	Akhilesh Kumar

Source: Company, Emkay Research

**RECOMMENDATION HISTORY - TREND**



Source: Company, Bloomberg, Emkay Research

This report is intended for Team White Marque Solutions (team.emkay@whitemarquesolutions)

**GENERAL DISCLOSURE/DISCLAIMER BY EMKAY GLOBAL FINANCIAL SERVICES LIMITED (EGFSL):**

Emkay Global Financial Services Limited (CIN-L67120MH1995PLC084899) and its affiliates are a full-service, brokerage, investment banking, investment management and financing group. Emkay Global Financial Services Limited (EGFSL) along with its affiliates are participants in virtually all securities trading markets in India. EGFSL was established in 1995 and is one of India's leading brokerage and distribution house. EGFSL is a corporate trading member of BSE Limited (BSE), National Stock Exchange of India Limited (NSE), MCX Stock Exchange Limited (MCX-SX), Multi Commodity Exchange of India Ltd (MCX) and National Commodity & Derivatives Exchange Limited (NCDEX) (hereinafter referred to be as "Stock Exchange(s)"). EGFSL along with its [affiliates] offers the most comprehensive avenues for investments and is engaged in the businesses including stock broking (Institutional and retail), merchant banking, commodity broking, depository participant, portfolio management and services rendered in connection with distribution of primary market issues and financial products like mutual funds, fixed deposits. Details of associates are available on our website i.e. [www.emkayglobal.com](http://www.emkayglobal.com).

EGFSL is registered as Research Analyst with the Securities and Exchange Board of India ("SEBI") bearing registration Number INH000000354 as per SEBI (Research Analysts) Regulations, 2014. EGFSL hereby declares that it has not defaulted with any Stock Exchange nor its activities were suspended by any Stock Exchange with whom it is registered in last five years. However, SEBI and Stock Exchanges had conducted their routine inspection and based on their observations have issued advice letters or levied minor penalty on EGFSL for certain operational deviations in ordinary/routine course of business. EGFSL has not been debarred from doing business by any Stock Exchange / SEBI or any other authorities; nor has its certificate of registration been cancelled by SEBI at any point of time.

EGFSL offers research services to its existing clients as well as prospects. The analyst for this report certifies that all of the views expressed in this report accurately reflect his or her personal views about the subject company or companies and its or their securities, and no part of his or her compensation was, is or will be, directly or indirectly related to specific recommendations or views expressed in this report.

This report is based on information obtained from public sources and sources believed to be reliable, but no independent verification has been made nor is its accuracy or completeness guaranteed. This report and information herein is solely for informational purpose and shall not be used or considered as an offer document or solicitation of offer to buy or sell or subscribe for securities or other financial instruments. Though disseminated to all the clients simultaneously, not all clients may receive this report at the same time. The securities discussed and opinions expressed in this report may not be suitable for all investors, who must make their own investment decisions, based on their own investment objectives, financial positions and needs of specific recipient.

EGFSL and/or its affiliates may seek investment banking or other business from the company or companies that are the subject of this material. EGFSL may have issued or may issue other reports (on technical or fundamental analysis basis) of the same subject company that are inconsistent with and reach different conclusion from the information, recommendations or information presented in this report or are contrary to those contained in this report. Users of this report may visit [www.emkayglobal.com](http://www.emkayglobal.com) to view all Research Reports of EGFSL. The views and opinions expressed in this document may or may not match or may be contrary with the views, estimates, rating, and target price of the research published by any other analyst or by associate entities of EGFSL; our proprietary trading, investment businesses or other associate entities may make investment decisions that are inconsistent with the recommendations expressed herein. In reviewing these materials, you should be aware that any or all of the foregoing, among other things, may give rise to real or potential conflicts of interest including but not limited to those stated herein. Additionally, other important information regarding our relationships with the company or companies that are the subject of this material is provided herein. All material presented in this report, unless specifically indicated otherwise, is under copyright to Emkay. None of the material, nor its content, nor any copy of it, may be altered in any way, transmitted to, copied or distributed to any other party, without the prior express written permission of EGFSL. All trademarks, service marks and logos used in this report are trademarks or registered trademarks of EGFSL or its affiliates. The information contained herein is not intended for publication or distribution or circulation in any manner whatsoever and any unauthorized reading, dissemination, distribution or copying of this communication is prohibited unless otherwise expressly authorized. Please ensure that you have read "Risk Disclosure Document for Capital Market and Derivatives Segments" as prescribed by Securities and Exchange Board of India before investing in Indian Securities Market. In so far as this report includes current or historic information, it is believed to be reliable, although its accuracy and completeness cannot be guaranteed.

This report has not been reviewed or authorized by any regulatory authority. There is no planned schedule or frequency for updating research report relating to any issuer/subject company.

Please contact the primary analyst for valuation methodologies and assumptions associated with the covered companies or price targets.

**Disclaimer for U.S. persons only:** Research report is a product of Emkay Global Financial Services Ltd., under Marco Polo Securities 15a6 chaperone service, which is the employer of the research analyst(s) who has prepared the research report. The research analyst(s) preparing the research report is/are resident outside the United States (U.S.) and are not associated persons of any U.S. regulated broker-dealer and therefore the analyst(s) is/are not subject to supervision by a U.S. broker-dealer, and is/are not required to satisfy the regulatory licensing requirements of Financial Institutions Regulatory Authority (FINRA) or required to otherwise comply with U.S. rules or regulations regarding, among other things, communications with a subject company, public appearances and trading securities held by a research analyst account.

This report is intended for distribution to "Major Institutional Investors" as defined by Rule 15a-6(b)(4) of the U.S. Securities and Exchange Act, 1934 (the Exchange Act) and interpretations thereof by U.S. Securities and Exchange Commission (SEC) in reliance on Rule 15a-6(a)(2). If the recipient of this report is not a Major Institutional Investor as specified above, then it should not act upon this report and return the same to the sender. Further, this report may not be copied, duplicated and/or transmitted onward to any U.S. person, which is not the Major Institutional Investor. In reliance on the exemption from registration provided by Rule 15a-6 of the Exchange Act and interpretations thereof by the SEC in order to conduct certain business with Major Institutional Investors. Emkay Global Financial Services Ltd. has entered into a chaperoning agreement with a U.S. registered broker-dealer, Marco Polo Securities Inc. ("Marco Polo"). Transactions in securities discussed in this research report should be effected through Marco Polo or another U.S. registered broker dealer.

This report is intended for Team White Marque Solutions ([team.emkay@whitemarqueresolutions.com](mailto:team.emkay@whitemarqueresolutions.com))

**RESTRICTIONS ON DISTRIBUTION**

This report is not directed to, or intended for distribution to or use by, any person or entity who is a citizen or resident of or located in any locality, state, country or other jurisdiction where such distribution, publication, availability or use would be contrary to law or regulation. Except otherwise restricted by laws or regulations, this report is intended only for qualified, professional, institutional or sophisticated investors as defined in the laws and regulations of such jurisdictions. Specifically, this document does not constitute an offer to or solicitation to any U.S. person for the purchase or sale of any financial instrument or as an official confirmation of any transaction to any U.S. person. Unless otherwise stated, this message should not be construed as official confirmation of any transaction. No part of this document may be distributed in Canada or used by private customers in United Kingdom.

**ANALYST CERTIFICATION BY EMKAY GLOBAL FINANCIAL SERVICES LIMITED (EGFSL)**

The research analyst(s) primarily responsible for the content of this research report, in part or in whole, certifies that the views about the companies and their securities expressed in this report accurately reflect his/her personal views. The analyst(s) also certifies that no part of his/her compensation was, is, or will be, directly or indirectly, related to specific recommendations or views expressed in the report. The research analyst (s) primarily responsible of the content of this research report, in part or in whole, certifies that he or his associated persons<sup>1</sup> may have served as an officer, director or employee of the issuer or the new listing applicant (which includes in the case of a real estate investment trust, an officer of the management company of the real estate investment trust; and in the case of any other entity, an officer or its equivalent counterparty of the entity who is responsible for the management of the issuer or the new listing applicant). The research analyst(s) primarily responsible for the content of this research report or his associate may have Financial Interests<sup>2</sup> in relation to an issuer or a new listing applicant that the analyst reviews. EGFSL has procedures in place to eliminate, avoid and manage any potential conflicts of interests that may arise in connection with the production of research reports. The research analyst(s) responsible for this report operates as part of a separate and independent team to the investment banking function of the EGFSL and procedures are in place to ensure that confidential information held by either the research or investment banking function is handled appropriately. There is no direct link of EGFSL compensation to any specific investment banking function of the EGFSL.

<sup>1</sup> An associated person is defined as (i) who reports directly or indirectly to such a research analyst in connection with the preparation of the reports; or (ii) another person accustomed or obliged to act in accordance with the directions or instructions of the analyst.

<sup>2</sup> Financial Interest is defined as interest that are commonly known financial interest, such as investment in the securities in respect of an issuer or a new listing applicant, or financial accommodation arrangement between the issuer or the new listing applicant and the firm or analysis. This term does not include commercial lending conducted at the arm's length, or investments in any collective investment scheme other than an issuer or new listing applicant notwithstanding the fact that the scheme has investments in securities in respect of an issuer or a new listing applicant.

**COMPANY-SPECIFIC / REGULATORY DISCLOSURES BY EMKAY GLOBAL FINANCIAL SERVICES LIMITED (EGFSL):**

Disclosures by Emkay Global Financial Services Limited (Research Entity) and its Research Analyst under SEBI (Research Analyst) Regulations, 2014 with reference to the subject company(s) covered in this report:-

- EGFSL, its subsidiaries and/or other affiliates and Research Analyst or his/her associate/relative's may have Financial Interest/proprietary positions in the securities recommended in this report as of July 01, 2026
- EGFSL, and/or Research Analyst does not market make in equity securities of the issuer(s) or company(ies) mentioned in this Report  
**Disclosure of previous investment recommendation produced:**
- EGFSL may have published other investment recommendations in respect of the same securities / instruments recommended in this research report during the preceding 12 months. Please contact the primary analyst listed in the first page of this report to view previous investment recommendations published by EGFSL in the preceding 12 months.
- EGFSL, its subsidiaries and/or other affiliates and Research Analyst or his/her relative's may have material conflict of interest in the securities recommended in this report as of July 01, 2026
- EGFSL, its affiliates and Research Analyst or his/her associate/relative's may have actual/beneficial ownership of 1% or more securities of the subject company at the end of the month immediately preceding the July 01, 2026
- EGFSL or its associates may have managed or co-managed public offering of securities for the subject company in the past twelve months.
- EGFSL, its affiliates and Research Analyst or his/her associate may have received compensation in whatever form including compensation for investment banking or merchant banking or brokerage services or for products or services other than investment banking or merchant banking or brokerage services from securities recommended in this report (subject company) in the past 12 months.
- EGFSL, its affiliates and/or Research Analyst or his/her associate may have received any compensation or other benefits from the subject company or third party in connection with this research report.

**Emkay Rating Distribution**

Ratings	Expected Return within the next 12-18 months.
<b>BUY</b>	>15% upside
<b>ADD</b>	5-15% upside
<b>REDUCE</b>	5% upside to 15% downside
<b>SELL</b>	>15% downside

**Emkay Global Financial Services Ltd.**

CIN - L67120MH1995PLC084899

7th Floor, The Ruby, Senapati Bapat Marg, Dadar - West, Mumbai - 400028. India

Tel: +91 22 66121212 Fax: +91 22 66121299 Web: www.emkayglobal.com

This report is intended for Team White Marque Solutions (team.emkay@whitemarquessolutions.com)

**OTHER DISCLAIMERS AND DISCLOSURES:****Other disclosures by Emkay Global Financial Services Limited (Research Entity) and its Research Analyst under SEBI (Research Analyst) Regulations, 2014 with reference to the subject company(s) :-**

EGFSL or its associates may have financial interest in the subject company.

Research Analyst or his/her associate/relative's may have financial interest in the subject company.

EGFSL or its associates and Research Analyst or his/her associate/ relative's may have material conflict of interest in the subject company. The research Analyst or research entity (EGFSL) have not been engaged in market making activity for the subject company.

EGFSL or its associates may have actual/beneficial ownership of 1% or more securities of the subject company at the end of the month immediately preceding the date of public appearance or publication of Research Report.

Research Analyst or his/her associate/relatives may have actual/beneficial ownership of 1% or more securities of the subject company at the end of the month immediately preceding the date of public appearance or publication of Research Report.

Research Analyst may have served as an officer, director or employee of the subject company.

EGFSL or its affiliates may have received any compensation including for investment banking or merchant banking or brokerage services from the subject company in the past 12 months. . Emkay may have issued or may issue other reports that are inconsistent with and reach different conclusion from the information, recommendations or information presented in this report or are contrary to those contained in this report. Emkay Investors may visit [www.emkayglobal.com](http://www.emkayglobal.com) to view all Research Reports. The views and opinions expressed in this document may or may not match or may be contrary with the views, estimates, rating, and target price of the research published by any other analyst or by associate entities of Emkay; our proprietary trading, investment businesses or other associate entities may make investment decisions that are inconsistent with the recommendations expressed herein. EGFSL or its associates may have received compensation for products or services other than investment banking or merchant banking or brokerage services from the subject company in the past 12 months. EGFSL or its associates may have received any compensation or other benefits from the Subject Company or third party in connection with the research report. EGFSL or its associates may have received compensation from the subject company in the past twelve months. Subject Company may have been client of EGFSL or its affiliates during twelve months preceding the date of distribution of the research report and EGFSL or its affiliates may have co-managed public offering of securities for the subject company in the past twelve months.

This report is intended for Team White Marque Solutions ([team.emkay@whitemarqueresolutions.com](mailto:team.emkay@whitemarqueresolutions.com))